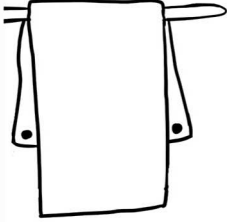


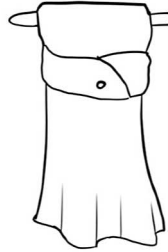
Hanging Towel with Snaps

How to Hang Your Towel



HANG TOWEL

Hang the towel over a bar as you would normally hang a towel. Have three to four inches hanging down over the back.



SNAP TOWEL

Gather towel in front. Bring the two corners of the towel with the snaps in front of the towel and snap.


Enjoy!



NEEDLEPOINTERS.COM

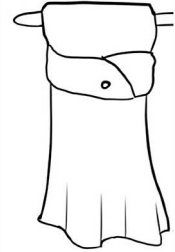
Hanging Towel with Snaps

How to Hang Your Towel



HANG TOWEL

Hang the towel over a bar as you would normally hang a towel. Have three to four inches hanging down over the back.



SNAP TOWEL

Gather towel in front. Bring the two corners of the towel with the snaps in front of the towel and snap.

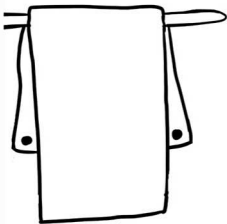
Enjoy!



NEEDLEPOINTERS.COM

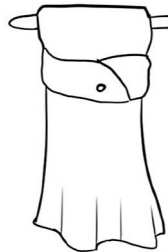
Hanging Towel with Snaps

How to Hang Your Towel



HANG TOWEL

Hang the towel over a bar as you would normally hang a towel. Have three to four inches hanging down over the back.



SNAP TOWEL

Gather towel in front. Bring the two corners of the towel with the snaps in front of the towel and snap.

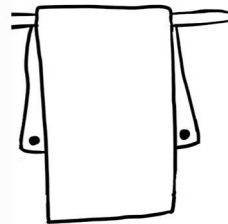
Enjoy!



NEEDLEPOINTERS.COM

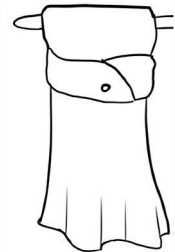
Hanging Towel with Snaps

How to Hang Your Towel



HANG TOWEL

Hang the towel over a bar as you would normally hang a towel. Have three to four inches hanging down over the back.



SNAP TOWEL

Gather towel in front. Bring the two corners of the towel with the snaps in front of the towel and snap.

Enjoy!



NEEDLEPOINTERS.COM